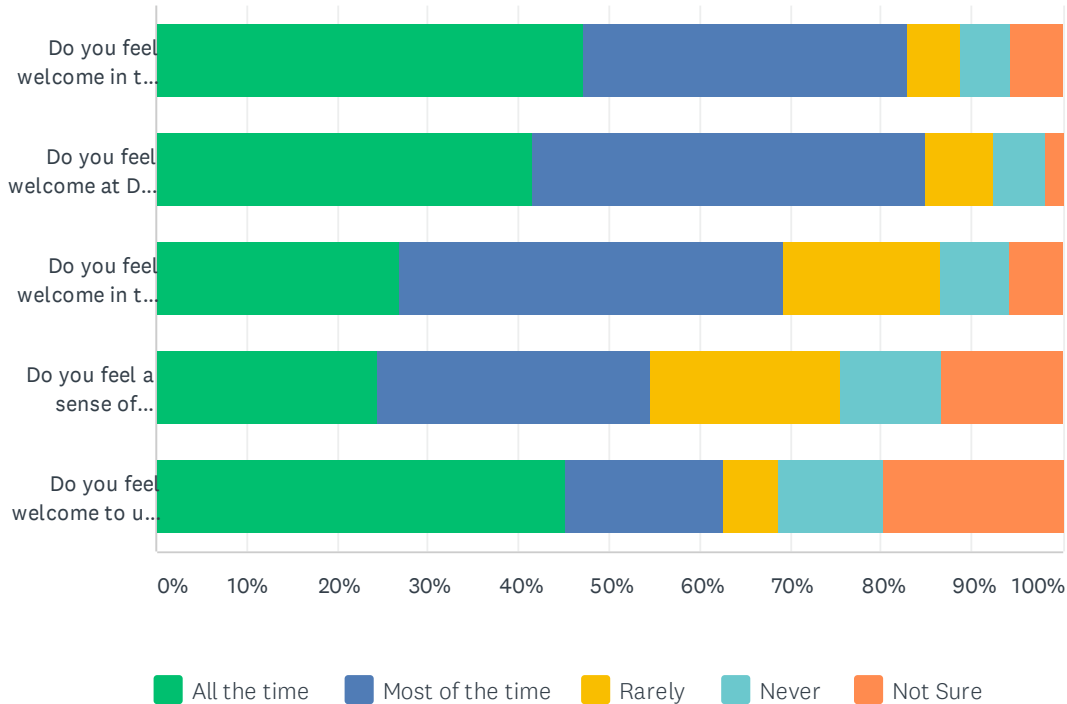


Fall 2020 LGBTQ+ Survey

Q1 As someone who identifies as part of the LGBTQ+ community, please answer the following questions:

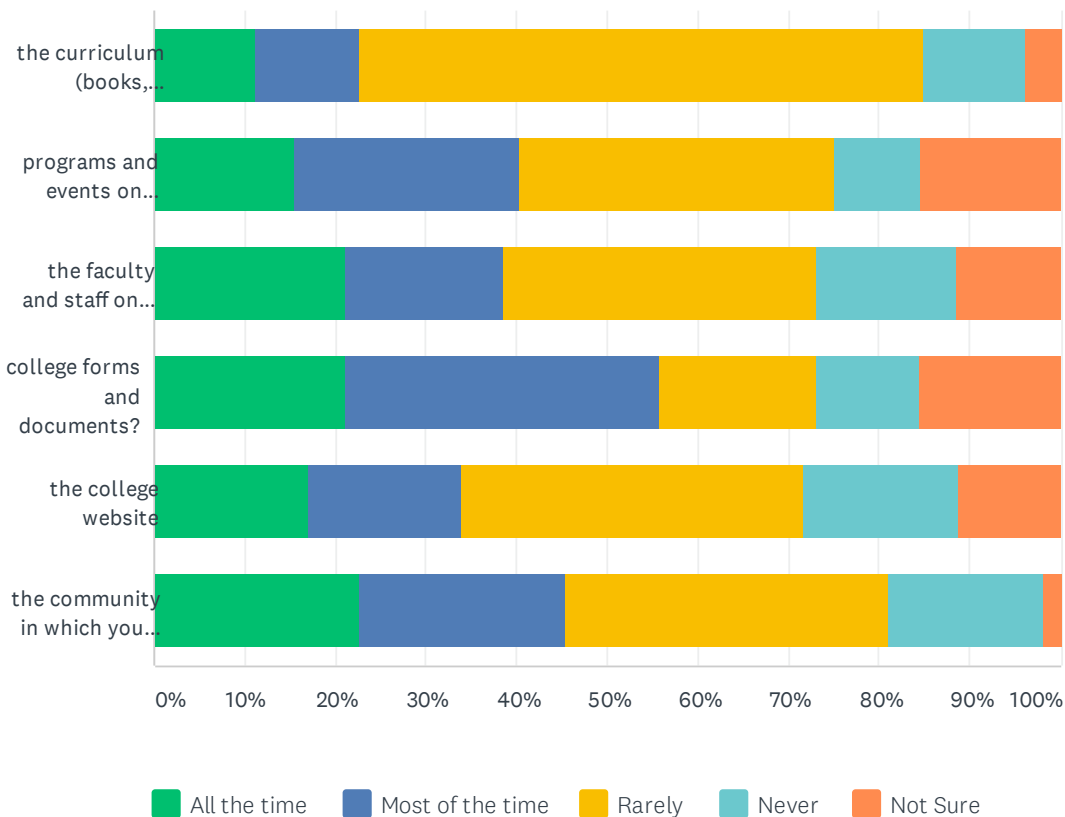
Answered: 53 Skipped: 0



	ALL THE TIME	MOST OF THE TIME	RARELY	NEVER	NOT SURE	TOTAL	WEIGHTED AVERAGE
Do you feel welcome in the majority of your classes?	47% 25	36% 19	6% 3	6% 3	6% 3	53	1.68
Do you feel welcome at De Anza College?	42% 22	43% 23	8% 4	6% 3	2% 1	53	1.77
Do you feel welcome in the community in which you spend most of your time away from De Anza?	27% 14	42% 22	17% 9	8% 4	6% 3	52	2.06
Do you feel a sense of connectedness to De Anza College as a community that supports LGBTQ+ students and individuals?	25% 13	30% 16	21% 11	11% 6	13% 7	53	2.22
Do you feel welcome to use campus facilities like bathrooms and locker rooms that align with your identity?	45% 23	18% 9	6% 3	12% 6	20% 10	51	1.80

Q2 As someone who identifies as part of the LGBTQ+ community, do you see yourself (e.g. your identity) reflected in:

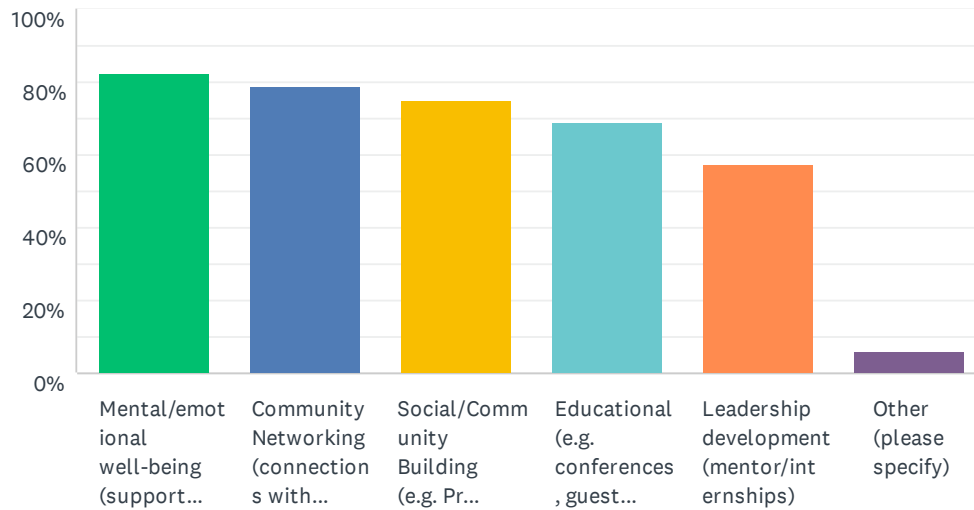
Answered: 53 Skipped: 0



	ALL THE TIME	MOST OF THE TIME	RARELY	NEVER	NOT SURE	TOTAL	WEIGHTED AVERAGE
the curriculum (books, materials, lectures) of your courses?	11% 6	11% 6	62% 33	11% 6	4% 2	53	2.76
programs and events on campus?	15% 8	25% 13	35% 18	10% 5	15% 8	52	2.45
the faculty and staff on campus?	21% 11	17% 9	35% 18	15% 8	12% 6	52	2.50
college forms and documents?	21% 11	35% 18	17% 9	12% 6	15% 8	52	2.23
the college website	17% 9	17% 9	38% 20	17% 9	11% 6	53	2.62
the community in which you spend most of your time away from De Anza?	23% 12	23% 12	36% 19	17% 9	2% 1	53	2.48

Q3 What kinds of events would you like to see on campus specific to LGBTQ+ students? (select all that apply)

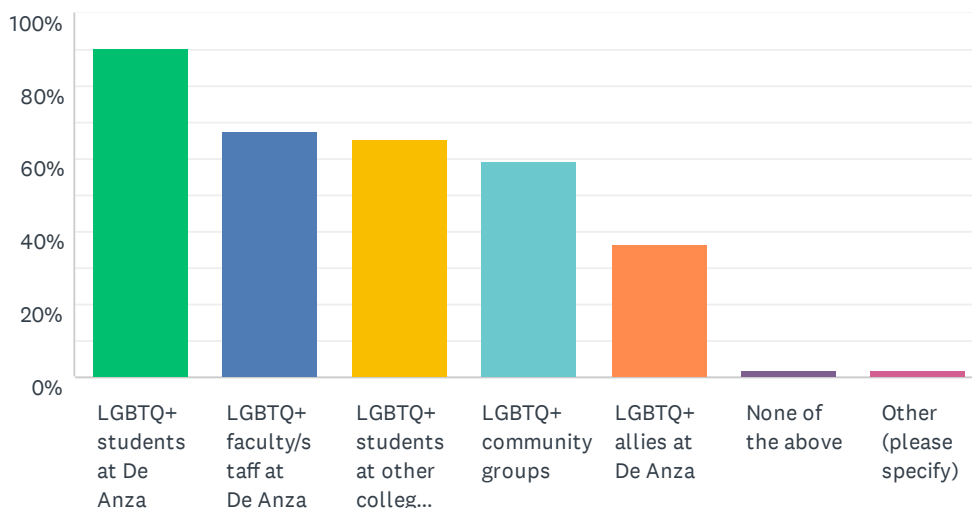
Answered: 52 Skipped: 1



ANSWER CHOICES	RESPONSES	
Mental/emotional well-being (support groups, meditation space)	83%	43
Community Networking (connections with LGBTQ+ community groups that could lead to internships/employment)	79%	41
Social/Community Building (e.g. Pride Ball, Chill Hour)	75%	39
Educational (e.g. conferences, guest speakers)	69%	36
Leadership development (mentor/internships)	58%	30
Other (please specify)	6%	3
Total Respondents: 52		

Q4 If meet-ups were organized with LGBTQ+ community members, who would you be most interested in meeting-up with? (Select all that apply)

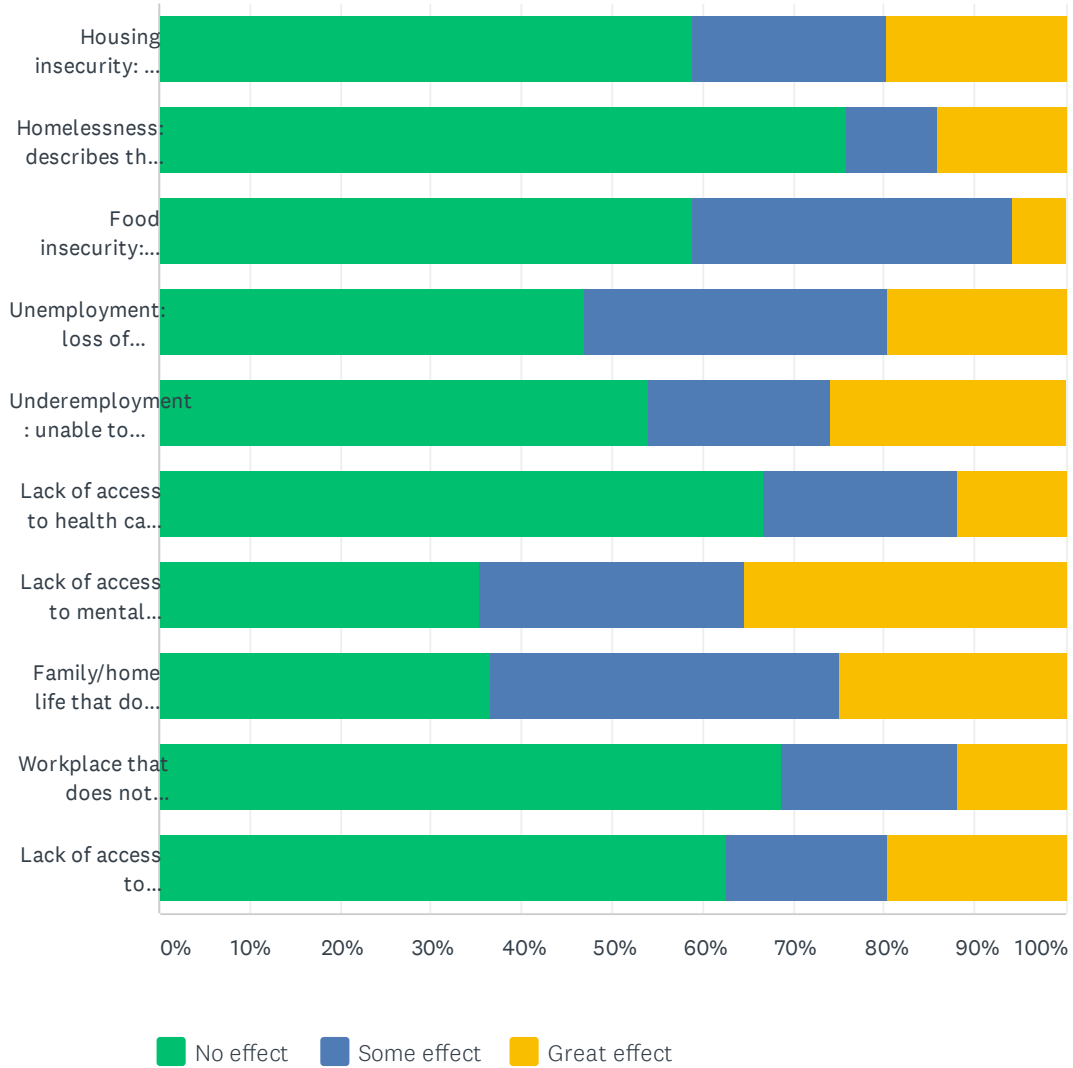
Answered: 52 Skipped: 1



ANSWER CHOICES	RESPONSES	
LGBTQ+ students at De Anza	90%	47
LGBTQ+ faculty/staff at De Anza	67%	35
LGBTQ+ students at other colleges in the area	65%	34
LGBTQ+ community groups	60%	31
LGBTQ+ allies at De Anza	37%	19
None of the above	2%	1
Other (please specify)	2%	1
Total Respondents: 52		

Q5 Over on the past 12 months, how much would you say each area affected your ability to be successful at De Anza:

Answered: 53 Skipped: 0

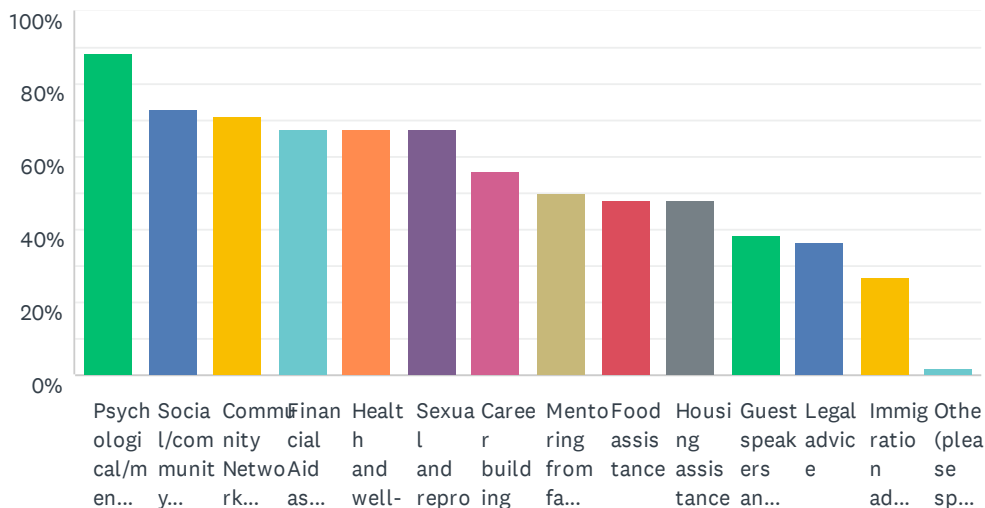


LGBTQ+ Survey

	NO EFFECT	SOME EFFECT	GREAT EFFECT	TOTAL	WEIGHTED AVERAGE
Housing insecurity: a broad set of housing issues including frequent moves, crowding, poor housing quality, or the inability to afford rent or bills.	59% 30	22% 11	20% 10	51	1.61
Homelessness: describes the absence of a place to live, which includes couch surfing, living with friends or relatives, living in a shelter, vehicle, or abandoned structures.	76% 38	10% 5	14% 7	50	1.38
Food insecurity: limited or uncertain availability of nutritionally adequate and safe foods, or the ability to acquire such foods in a socially acceptable manner.	59% 30	35% 18	6% 3	51	1.47
Unemployment: loss of employment or unable to find employment when seeking it	47% 24	33% 17	20% 10	51	1.73
Underemployment: unable to find a job that pays enough to support you, or not enough hours to support your financial needs	54% 27	20% 10	26% 13	50	1.72
Lack of access to health care that affirms your identity	67% 34	22% 11	12% 6	51	1.45
Lack of access to mental health services	35% 18	29% 15	35% 18	51	2.00
Family/home life that does not support your identity	37% 19	38% 20	25% 13	52	1.88
Workplace that does not support your identity	69% 35	20% 10	12% 6	51	1.43
Lack of access to transportation	63% 32	18% 9	20% 10	51	1.57

Q6 The Jean Miller Resource room is a safe space at De Anza for LGBTQ+ students. We would like to expand services offered at the center. What resources or services would you most like to be available? (Select all that apply)

Answered: 52 Skipped: 1

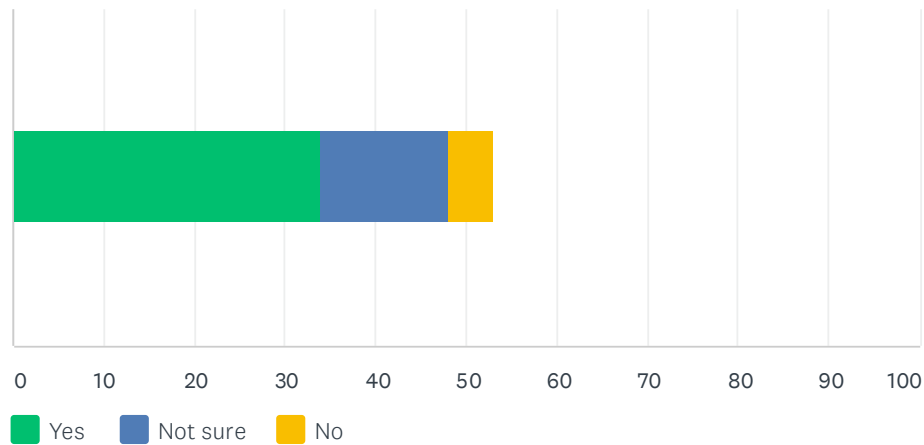


ANSWER CHOICES	RESPONSES	
Psychological/mental health services	88%	46
Social/community building (place to hang out and network with other students)	73%	38
Community Networking (connections with LGBTQ+ community groups that could lead to internships/employment)	71%	37
Financial Aid assistance	67%	35
Health and well-being services	67%	35
Sexual and reproductive health services	67%	35
Career building	56%	29
Mentoring from faculty and/or staff	50%	26
Food assistance	48%	25
Housing assistance	48%	25
Guest speakers and thought leaders	38%	20
Legal advice	37%	19
Immigration advice	27%	14
Other (please specify)	2%	1
Total Respondents: 52		

Q7 De Anza has several “learning communities” in which groups of students take classes together using curriculum tied to a specific theme.

The goal of these learning communities is for students to complete GE requirements while working closely with a stable group of students, faculty, and counselors. We are in the process of developing a learning community for self-identified LGBTQ+ students and allies focusing on relevant issues regarding gender and sexuality equity. Would you be interested in participating in such a learning community?

Answered: 53 Skipped: 0



ANSWER CHOICES	RESPONSES	
Yes	64%	34
Not sure	26%	14
No	9%	5
Total Respondents: 53		