

# SYLLABUS

## General Information

Course Title: **Introduction to Cinematic Arts**

College De Anza College DA

Course ID: Introduction to Cinematic Arts - 37110 - F/TV D001. 50Z

Department: Film/TV- Film and TV Production

Class Dates: Jan 6, 2025 - March 28, 2025

Term: Winter, 2025

Credit Hours: 4 (Transferability and general ed options)

Grade Option: Letter Grade or Pass/No Pass

Weekly Student Hours: 12

Meeting times: Online Asynchronous

This course does not meet on campus and is conducted via Canvas.

## Instructor Informations

Name: Ingrid Schulz

Email: [schulzingrid@fhda.edu](mailto:schulzingrid@fhda.edu)

Office Hours:

*Mondays 2-3 pm via Zoom. I keep virtual office drop-in hours via zoom every Monday from 2-3 pm (PST). If you have questions about the class or assignment, or just want to talk with me, please feel free to drop in. Although not required, I encourage you to check in with me via zoom this quarter. If the scheduled time does not work for you, please send me an email message to schedule a few times that work for you and I will try to accommodate. You can find weekly links to each zoom session in the Canvas Calendar.*

## Course Description

This is an introduction to the close analysis of film and television texts. The course will examine broad questions of form and content, aesthetics and meaning, and history and culture. Covering a wide variety of media, filmmakers, and film movements, the course will explore the diverse possibilities presented by the cinematic art form. Topics include modes of production, narrative and non-narrative forms, visual design, editing, sound, genre, ideology, and critical analysis.

## Section information text:

F/TV-Intro To Cinematic Arts is Fully ONLINE. This class does not have scheduled meetings. Students can log in anytime to do the required weekly course work. Students must have access to a computer, the internet and an individual email address. We recommend a laptop or desktop computer to successfully complete the course; a tablet or phone may not be adequate for all assignments and tests. Most De Anza classes will use the Canvas course management system. Information about Canvas and Online Education Orientation can be found in Canvas on the Student Resources page: <https://deanza.instructure.com/courses/3382> . The Student Online Resources hub with extensive information and tips can be found at [deanza.edu/online-ed/students/remote-learning](https://deanza.edu/online-ed/students/remote-learning).

## Student Learning Outcomes

- Demonstrate the ability to critically analyze, interpret, and write about film and electronic media using film-specific language.
- Demonstrate visual literacy through the application of the analytical tools of categories, theories, and ideologies to understand the complex role and function of the cinematic arts in society, including representations of class, race/ethnicity, gender, ability, and sexuality.
- Demonstrate the ability to critically analyze film and television as a technology, business, cultural production/cultural artifact, entertainment medium and art form.
- Demonstrate recognition, description and analysis of formal aesthetics elements of the cinematic arts i.e.: narrative, mise-en-scene, cinematography, editing, sound.

## Required E-Textbook




Figure 1

Title: Looking at Movies (Seventh Edition)  
By Dave Monahan and Richard Barsam

To purchase the e-book, simply go “modules” in your Canvas class and click on the *Ebook: Looking at Movies, Seventh Edition*

If you want an additional hardcopy of the textbook, you must purchase it.  
I recommend purchasing a second hard copy for studying.

## Required Feature films

You will be required to view at least one feature film per module in this class. These feature films will be embedded in Canvas via streaming resources provided by the DeAnza Library for free screening. Once you access to your Canvas class, you will be able to stream the films.

Students are required to create a Kanopy and Swank account for access.

## **Methods of Instruction**

All instruction takes place within Canvas: Online video Lectures, Film screenings and facilitated group discussions, assigned reading, announcements, internet exploration, and one final exam.

## **Student Responsibilities:**

This online course contains an Introduction, followed by modules. You will be required to complete one to two modules per week. See Canvas modules or schedule below for due dates. Each module requires a minimum of 12 hours. We will be working with the Canvas platform.

Each module typically involves the following:

1. Reading Assignment: Do the Reading and assignment covering the material covered in the lesson.
2. View film clips associated with the reading.
3. Quiz: Take the online quiz covering the material covered in the lesson.
4. View assigned feature film(s). Many of the feature films will be embedded in Canvas via streaming resources provided by the DeAnza Library. Once you access Canvas you will be able to stream the films directly in each weekly Module. You are responsible for watching the assigned films by the lesson closing dates.
5. Discussion: Answer and respond to students using the Discussion forum.

Each module closes at 11:59 pm (Pacific Standard Time) approximately 7 days after it has opened. You will be required to complete at least one module per week. After each new module has opened, you will have about one week to complete. See modules for exact calendar dates and exceptions.

Late material will be marked down 50%. Each module should take about 12 hours to complete, depending on your study skills.

Plan to complete your assignments accordingly. Students are expected to post to the discussion board, do the Reading Assignments/tests at their scheduled time during each week. If you post earlier, I can provide more in-depth feedback.

Online classes require your discipline and focus much more so than on-campus classes. I recommend you reserve blocks of time on your weekly calendar to study for this class, and to work on class assignments and readings.

Dishonesty such as cheating, plagiarism or knowingly furnishing false information to the college is prohibited and will lead to appropriate disciplinary action. AI/bot/computer-generated assistance in writing is discouraged. For details see [Academic Integrity](#).

If you plan to travel during the term, make sure that you have reliable Internet connection to take a test or to submit any work that is due during your absence. Not having a computer or access to the Internet are never valid excuses to miss submissions in my online classes.

## **Participation**

Participation is essential to your success in this class. In distance education courses you are required to participate just as if you were in a face-to-face course. This means that in order to get full credit for participation, you will have to complete your Discussion assignments and Reading Assignments on a timely basis. Consistent failure to participate in class will result in being dropped from the course.

Discussions are a way for you to engage with each other about the course content. Each lesson module will have a question that links to a discussion topic. You can also access each topic by clicking on the link in the course navigation menu. *In order to get full credit for each discussion, you will need to post a thoughtful, well-written response to the question and also respond to at least one other student.*

All course work must be completed to pass this course. Everything discussed during class (e.g., screenings, lectures, clips shown), as well as required reading is subject to examination. *Students who do not participate in the discussions and Reading Assignments during the first two weeks of class may be dropped.*

## **Ways to Communicate with me**

In this course we will use the **Canvas mail Inbox** feature to send email for private messages. The inbox link is in the global navigation menu located on the left side of every page in Canvas. You can either check your messages in the Canvas system or set your notifications to your preferred method of contact. Please check your messages regularly. When submitting messages, please do the following:

Put a subject in the subject box that describes the email content with your name, week and message subject. For example: YourNameWk2Assignment

Do not submit your assignments by message.

Make certain to check your messages frequently.

I want to hear from you regularly (weekly or more is best) as if we were in live class, and not just when there's a problem. Contact can simply include a post to the weekly Discussion. You can also contact me via zoom.

I will hold office hours Mondays from 2-3 pm via Zoom, plus I can be available for virtual office hours by appointment.

- If you can't make it on Mondays between 2 and 3 pm, just send me an e-mail to set up a time/date. I will try my best to accommodate.
- In online courses it is normal to have many questions about things that relate to the course, such as clarification about assignments, course materials, or

assessments. Please email me through the Canvas inbox. Be sure to include your name in the subject line. If your question is regarding Canvas, I encourage you to contact Canvas support.

### **Ways you will hear from me:**

During this course, I will be posting *announcements* weekly. They will appear under the Announcements area in this course and on the home page. These can be sent to you directly through your DeAnza email from Canvas. ***Be sure that you have set your notifications for the course, so you don't miss out on important messages.***

Please make certain to check the announcement daily, as they may contain important information about upcoming deadlines, support material or class concerns. I also post an 'Instructor Closing Comments' announcement at the close of each module.

- I send out weekly reminders of material due that week.
- I send out 'Instructor Closing Comments' at the end of each module through the Announcements.
- I will send out announcements covering community events related to course content.

At the end of each week, if you haven't submitted work or not logged in, you will be hearing from me in Canvas Inbox. I will send a group message to all students who haven't submitted an assignment. This is a warm nudge to remind you or figure out if you need additional support. This isn't about being "in trouble"; rather it is a reminder of the support you have.

At the end of Weeks 2 and 4, if you have yet to participate regularly in the course, I will send out an email with a reminder that you may be dropped from the course due to inactivity and, if needed, a link to support services through De Anza Connect.

For discussion posts, I will respond to students within the discussion before the time it is due and post my closing comments the day after, offering a summary, asking questions, etc. If you enter a discussion post late, be sure to always read my comments on other students' posts. I will make private comments in discussion posts if an issue or question comes up or if more guidance is needed.

### **Turnaround/Feedback**

During the week, I will check my Canvas Inbox and monitor the discussion board at least once a day. I will post comments about each assignment in our weekly announcements and within the discussion thread and your assignment comments. If you have a concern about your grade or anything regarding this course, please send me a message, you can expect a response within 48 hours, although I tend to respond much earlier.

## **Is Your Computer Ready?**

You should have a reliable Internet Service Provider with speeds suitable for streaming video and accessing large files. These speeds are most often delivered by cable, DSL, or satellite. The minimum average connection speed recommended is 20 Mbps. You can your connection speed with free tools such as [Speedtest.net](https://www.speedtest.net). You will need to have an up-to-date browser, operating system and some additional software on your computer to take this class. Check the [Canvas page](#) for hardware & software requirements.

Which browsers does Canvas support? Because it's built using web standards, Canvas runs on Windows, Mac, Linux, iOS, Android, or any other device with a modern web browser. [Chrome](#) is recommended for the optimal experience.

Run the OEL Computer readiness test. The Computer Readiness Test will test your current browser for plugins and versions to help you navigate general websites.

If you do not have access to a computer off campus, there are many computer labs on campus you can use to participate in the course. Visit the Learning Support Center at SMCCD to see a list of available centers on campus.

Most public libraries also have computers with internet access that you can use for free.

## **Recommended Free Software**

Student Canvas App: available on the [App Store](#) . Type “De Anza” when you search for your institution.

Adobe Reader: Some of the documents in this course will be available to you in the PDF format. If you do not have Adobe Acrobat Reader software on your computer, you can download it by going to [Adobe Reader](#).

## **Questions**

In online courses it is normal to have many questions about things that relate to the course, such as clarification about assignments, course materials, or assessments. Please email me through the Canvas inbox. Be sure to include your name in the subject line. If your questions regarding Canvas. I encourage you to contact Canvas support.

## **Netiquette**

When posting on the discussion boards and chat rooms it is important to understand how to interact with one another online, netiquette. You can read more about the [core rules of netiquette](#) .

## Methods of Evaluation

### Grading Rubrics

In order to understand what is expected of you for each assignment, please check out the Rubric -- a table that details the requirements of each assignment and the benchmarks for success. The rubric is attached to each assignment in Canvas.

**In this course, you will be evaluated in the following way:**

Assignment	Points
Discussions	130 points
Quizzes (12)	120 points
Midterm	50 points
Final exam	100 points
Total	400 points

### Grade Report

You can view your grades using the Grades link in the course navigation menu. Please check your grades regularly to make certain that I have received all your assignments. If you have a question about a grade, email me through the Canvas inbox. Please do not post your personal concerns in a discussion topic.

## FINAL GRADES

Letter Grade	Percentage
A	100%
A-	< 94.5%
B+	< 89.5%
B	< 86.5%
B-	< 83.5%
C+	< 79.5%
C	< 74.5%
D+	< 69.5%
D	< 66.5%
D-	< 63.5%
F	< 59.5%

### Disability Accommodations

“Students who have been found to be eligible for accommodations by Disability Support Services (DSS), please follow up to ensure that your accommodations have been authorized for the current quarter. If you are not registered with DSS and need

accommodations, please go to the DSS office in the Registration & Student Services Building (RSS) – Room 141 for information on eligibility and how to receive support services. You can also go online to <https://www.deanza.edu/dsps/site> for additional information.”

### **Additional Support provided for students**

**HEFAS:** <https://www.deanza.edu/hefas/> - support for undocumented, low income and AB 540 students

**EOPS/CARE:** <https://www.deanza.edu/eops/> - state-funded program helping low income and academically disadvantaged California residents be successful in college

#### **Veterans Services:**

Students who are veterans or are survivors of veterans, can get help applying for educational and VA benefits through the variety of resources on campus. Please, visit the following web page for more information: <https://www.deanza.edu/veterans/>

#### ***GUIDED PATHWAYS VILLAGES:***

Students! Visit your Village Today! At De Anza, you can find academic and social support through your [Guided Pathways Village](#). Each Village Space is a place on campus where you'll **find a community** of students, faculty and staff members who share your interests, along with events, **services, and resources** that are relevant to **your major**. The Villages are a [great starting point](#) for the whole college experience:

- Each Village offers events and fun activities keyed to your major and related subjects.
- Each Village has space for you to study alone or in groups.
- Each Village has charging stations, books, and games
- Each Village has student ambassadors, instructional faculty, and counselors available to help you.
- Each Village has Support Service professionals and information to help you find the support you need.
- Each Village can be reserved for club, group, or class use, so if you belong to a group looking for a great space to have meetings, ask us how to reserve your space and time!
- Villages are generally open from 10am to 3pm, Monday through Thursday, but there are also special event hours, so check with your Village!



**There are also [virtual Villages](#) where you can find relevant [information and services](#) – including [degree and transfer maps](#), which can help you save time and make steady progress toward your goals.**

If you don't yet belong to your Village, [join yours today!](#)

*Your Guide to the Quarter:*

Visit this website for important information on the Quarter:

<https://www.deanza.edu/quarter-guide/index.html>

---

**Resources:**

- [Student Success Center](#)
- [Online Education Center](#)
- [Writing and Reading Center](#)
- [Listening and Speaking Center](#)
- [Academic Skills Center](#)
- [General Tutoring](#)
  
- Want to save money on books and materials?  
Visit [deanza.edu/save-on-books](https://deanza.edu/save-on-books)
- Want help paying for college?  
Visit [deanza.edu/financialaid/apply](https://deanza.edu/financialaid/apply) ([Links to an external site.](#))
- Need assistance with food or financial emergencies?  
Visit [deanza.edu/resources](https://deanza.edu/resources) ([Links to an external site.](#))
- Check out our Video Help Series for quick tips on completing assessment, getting priority enrollment, preparing for transfer and other important tasks.  
Visit [deanza.edu/vhs-guide/](https://deanza.edu/vhs-guide/) ([Links to an external site.](#))

Key policies concerning [student rights and responsibilities](#) at De Anza College.

**SCHEDULE WINTER**  
**2025** Introduction to  
 Cinematic Arts

<b>Module Lesson</b>	<b>Closes</b>	<b>Topic, Readings &amp; Quizzes</b>	<b>Quiz #</b>	<b>Films to screen</b> (available through CSM license).
1	Jan 13	Introduction to Course. Quiz (Introducing you how to navigate the quizzes online)	Quiz 1	
2	Jan 13	Looking at Movies Covers Chapter 1 Quiz (covers Ch.1)	Quiz 2	<i>Crazy Rich Asians</i> Directed by Jon M. Chu (2018) (Streaming on Swank)
3	Jan 21	Principle of Film Form Covers Chapter 2 Quiz (Ch.2)	Quiz 3	<i>Do the Right Thing</i> Directed by Spike Lee (1989)
4	Jan 27	Types of Movies Chapter 3 Quiz (Ch.3)	Quiz 4	<i>Dr. Strangelove</i> Directed by Stanley Kubrick (1964)
5	Feb 3	Elements of Narrative Chapter 4 Quiz (Ch.4)	Quiz 5	<i>Stagecoach</i> Directed by John Ford (1939)
6	Feb 3	Mise-en-Scène Chapter 5 Quiz (Ch.15)	Quiz 6	<i>Citizen Kane</i> Directed by Orson Welles (1941)
7	Feb 10	<b>Midterm</b>  Covers (Chapters 1-5)	Midterm	<i>Moonlight</i> Directed by Barry Jenkins (2016)

8	Feb 17	Cinematography Chapter 6 Quiz (Ch.6)	Quiz 7	<i>Pan's Labyrinth.</i> Directed by Guillermo del Toro (2006)
9	Feb 24	Acting Chapter 7 Quiz (Ch.7)	Quiz 8	<i>The Hours</i> Directed by Stephen Daldry (2002)
10	Mar 3	Editing Chapter 8 Quiz (Ch.8)	Quiz 9	<i>Everything, Everywhere, All at Once</i> Directed by D. Kwan and D. Scheinert (2022)
11	Mar 10	Sound Chapter 9 Quiz (Ch.9)	Quiz 10	<i>Letters from Iwo Jima</i> Directed by Clint Eastwood (2006)
12	Mar 10	Film History Chapter 10 Quiz (Ch.10)	Quiz 11	<i>Within Our Gates</i> Directed by Oscar Micheaux (1920)  <i>Dance Girl Dance</i> Directed by Dorothy Arzner (1940)
13	Mar 17	How Movies Are Made Chapter 11 Quiz (Ch.11)	Quiz 12	<i>Film TBA on Canvas</i>  (Annenberg documentary, 1995).
14	Mar 24	<b>Final Exam</b>		


**Note about Schedule:** Instructor reserves the right to change the Schedule if necessary, and will notify students in advance of any changes.


## [Important Dates this Quarter at DeAnza](#)


---


### **Need help with this class? You are not alone.**

Student Success Center peer tutors can relate and are ready to help! Go to the [SSC homepage](#) and click on the yellow links for on-campus schedules and Zoom links.

 **Tutoring:** Drop-in or sign up for weekly sessions. Come with assignments or questions, or just stop by to check it out.

 **Workshops:** Skills Workshops on a variety of topics—managing stress, anti-procrastination, study tips and tricks, finding resources and community at De Anza and much more!

 **Group tutoring and group study:** Connect with classmates and others learning the same material. Most people learn better with others...give it a try!

 **Support for online learning:** Speak with a friendly peer tutor or SSC staff member about motivation and organization strategies to stay on track with less stress.

 **Need after-hours or weekend tutoring?** See the [Online Tutoring](#) page for information about **NetTutor** (accessible via Canvas).

Please [click to Join SSC Resources Canvas](#). This is a great source for reminders about tutoring and workshops and links to De Anza-specific curated resources for many subjects.

---

### ***Want to connect with your fellow classmates informally?***

*In an effort to give you all the opportunity to connect with each other in a less formal way (similar to how you might connect with each other before or after a class if you were in a physical classroom), You can use the informal chat room. (using Canvas Chat, located on the left blue menu bar).*

*It is open, so feel free to use this with your classmates. I will not be posting in the chat. It is for you.*

*You might like to talk about films you are watching, or making, or have questions for each other, or want to form a study group, etc.*

*If you want to contact me personally, please send me an email via Canvas.*

*We only ask that you be respectful and avoid using language that some may find offensive.*

*The Chat is will be open through the remainder of the course.*